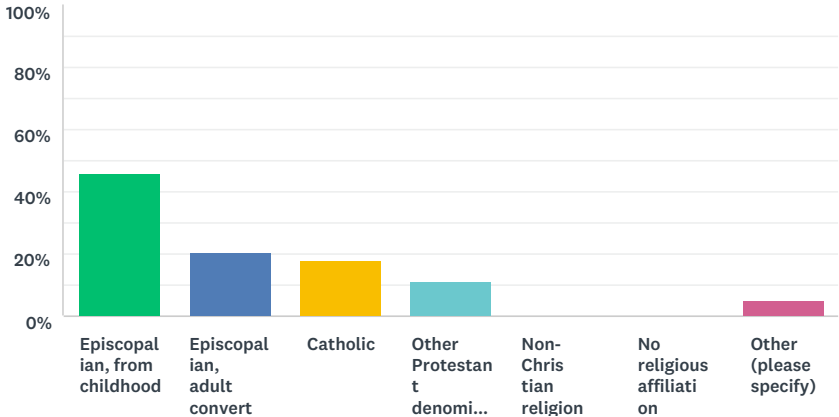


Q1 What was your religious affiliation before joining All Saints'?

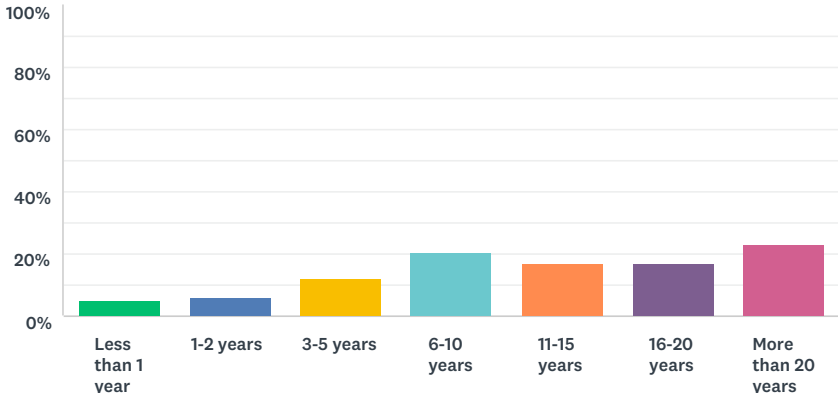
Answered: 83 Skipped: 0



ANSWER CHOICES	RESPONSES	
Episcopalian, from childhood	45.78%	38
Episcopalian, adult convert	20.48%	17
Catholic	18.07%	15
Other Protestant denomination	10.84%	9
Non-Christian religion	0.00%	0
No religious affiliation	0.00%	0
Other (please specify)	4.82%	4
TOTAL		83

Q2 How long have you attended All Saints'?

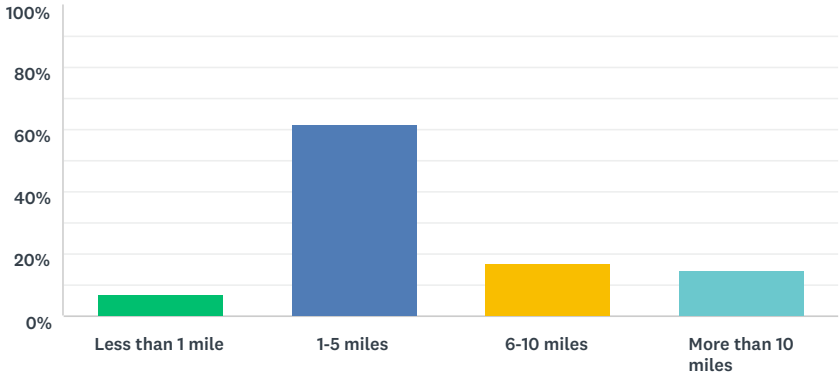
Answered: 83 Skipped: 0



ANSWER CHOICES	RESPONSES	
Less than 1 year	4.82%	4
1-2 years	6.02%	5
3-5 years	12.05%	10
6-10 years	20.48%	17
11-15 years	16.87%	14
16-20 years	16.87%	14
More than 20 years	22.89%	19
TOTAL		83

Q3 How far do you live from All Saints'?

Answered: 83 Skipped: 0

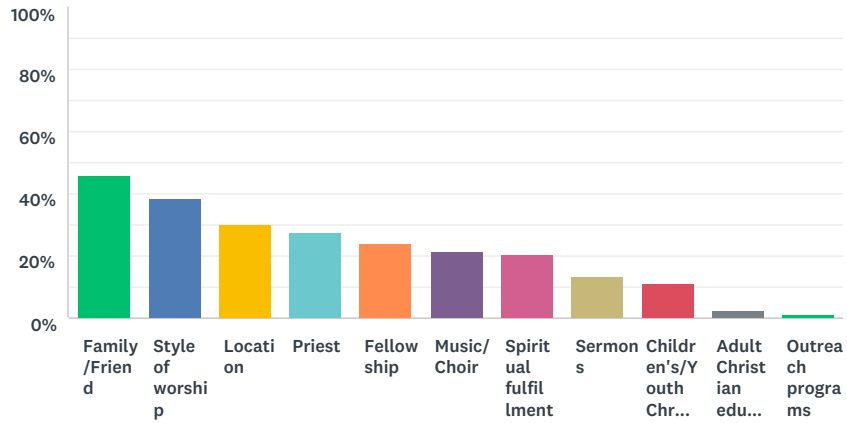


ANSWER CHOICES		RESPONSES	
Less than 1 mile		7.23%	6
1-5 miles		61.45%	51
6-10 miles		16.87%	14
More than 10 miles		14.46%	12
TOTAL			83

All Saints' Parish Survey

Q4 What initially drew you to All Saints'? Please select up to 3.

Answered: 83 Skipped: 0

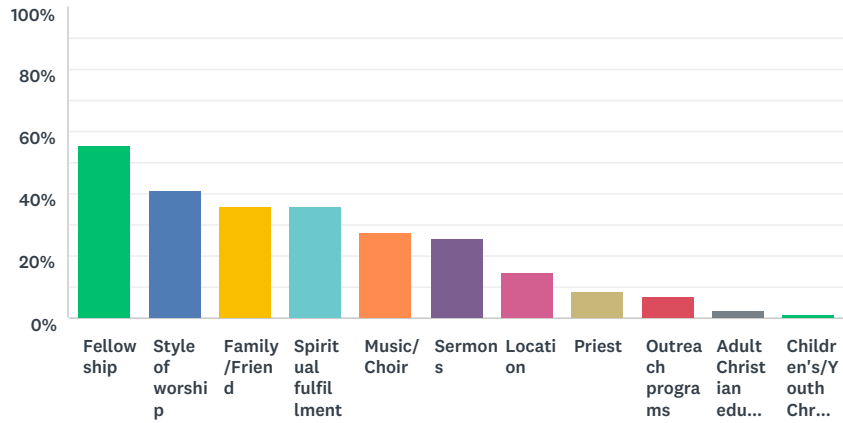


ANSWER CHOICES	RESPONSES
Family/Friend	45.78% 38
Style of worship	38.55% 32
Location	30.12% 25
Priest	27.71% 23
Fellowship	24.10% 20
Music/Choir	21.69% 18
Spiritual fulfillment	20.48% 17
Sermons	13.25% 11
Children's/Youth Christian education program	10.84% 9
Adult Christian education program	2.41% 2
Outreach programs	1.20% 1
Total Respondents: 83	

All Saints' Parish Survey

Q5 What keeps you at All Saints'? Please select up to 3.

Answered: 83 Skipped: 0

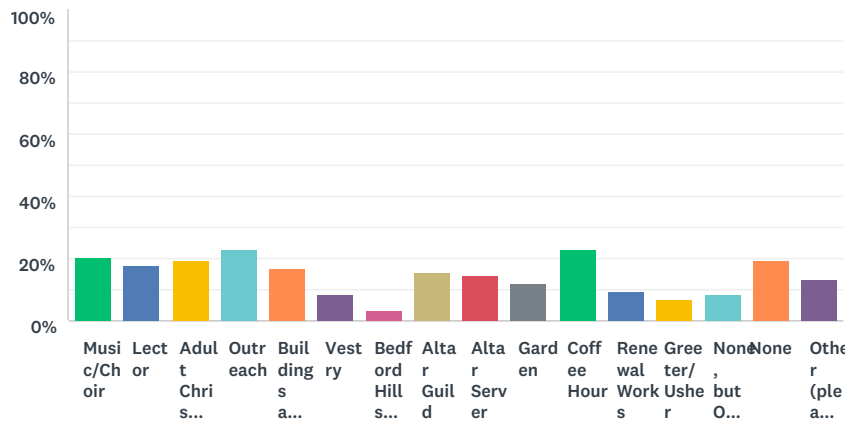


ANSWER CHOICES	RESPONSES	
Fellowship	55.42%	46
Style of worship	40.96%	34
Family/Friend	36.14%	30
Spiritual fulfillment	36.14%	30
Music/Choir	27.71%	23
Sermons	25.30%	21
Location	14.46%	12
Priest	8.43%	7
Outreach programs	7.23%	6
Adult Christian education program	2.41%	2
Children's/Youth Christian education program	1.20%	1
Total Respondents: 83		

All Saints' Parish Survey

Q6 What groups or ministries are you involved in at All Saints'? Check all that apply.

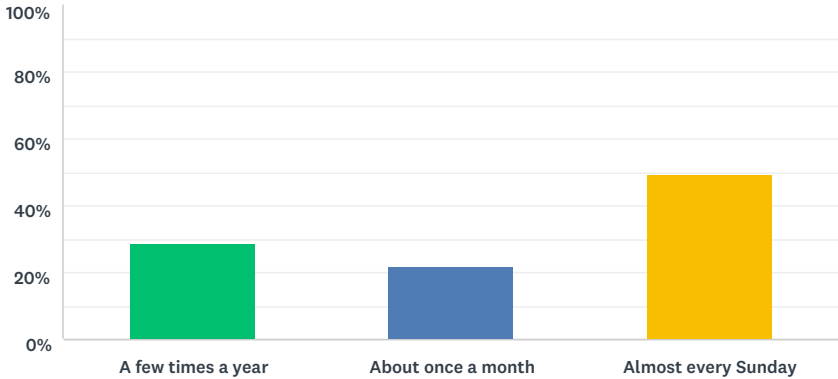
Answered: 83 Skipped: 0



ANSWER CHOICES	RESPONSES	
Music/Choir	20.48%	17
Lector	18.07%	15
Adult Christian education	19.28%	16
Outreach	22.89%	19
Buildings and Grounds	16.87%	14
Vestry	8.43%	7
Bedford Hills ministry	3.61%	3
Altar Guild	15.66%	13
Altar Server	14.46%	12
Garden	12.05%	10
Coffee Hour	22.89%	19
Renewal Works	9.64%	8
Greeter/Usher	7.23%	6
None, but Open to Being Involved	8.43%	7
None	19.28%	16
Other (please specify)	13.25%	11
Total Respondents: 83		

Q7 How often do you attend Sunday services?

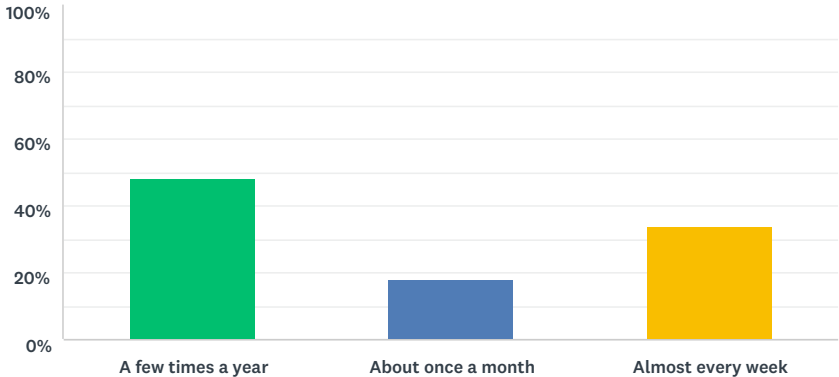
Answered: 83 Skipped: 0



ANSWER CHOICES	RESPONSES	
A few times a year	28.92%	24
About once a month	21.69%	18
Almost every Sunday	49.40%	41
TOTAL		83

Q8 How often do you participate in an activity, outside of Sunday services, that feeds you spiritually? ie. events at other houses of worship, volunteering, personal spiritual practices, etc.

Answered: 83 Skipped: 0

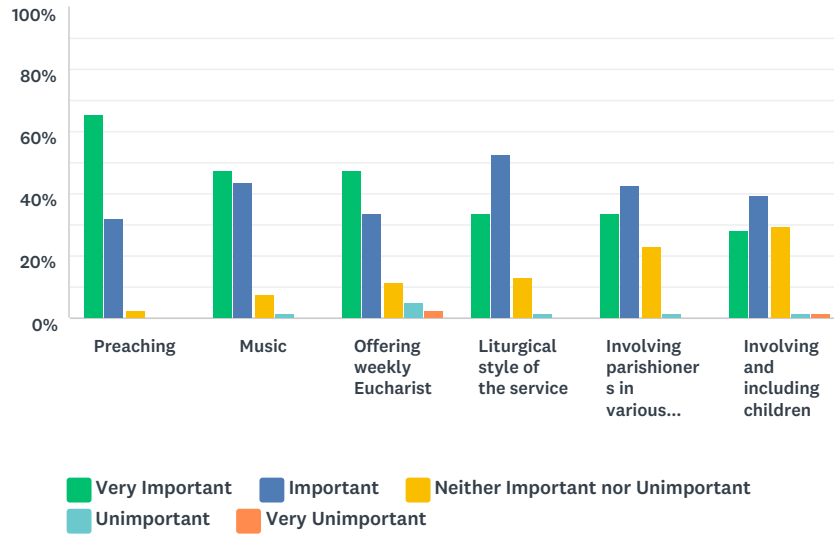


ANSWER CHOICES	RESPONSES	
A few times a year	48.19%	40
About once a month	18.07%	15
Almost every week	33.73%	28
TOTAL		83

All Saints' Parish Survey

Q9 Sunday Service

Answered: 78 Skipped: 5

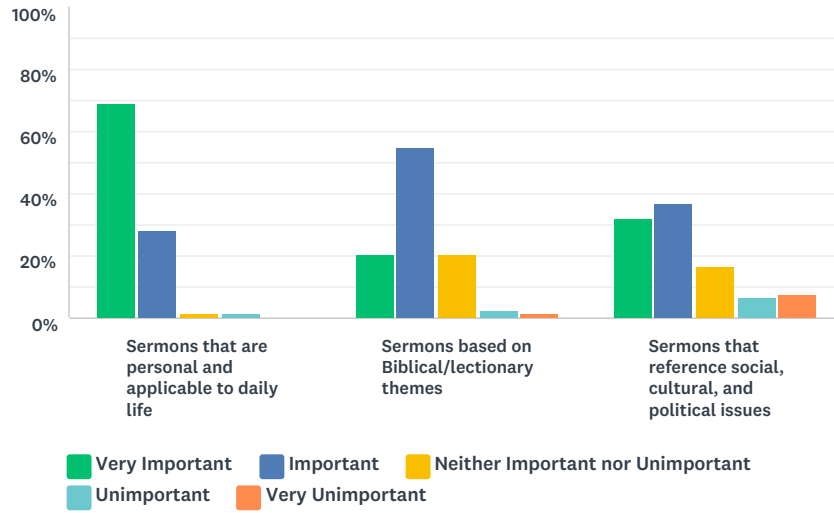


	VERY IMPORTANT	IMPORTANT	NEITHER IMPORTANT NOR UNIMPORTANT	UNIMPORTANT	VERY UNIMPORTANT	TOTAL	WEIGHTED AVERAGE
Preaching	65.38% 51	32.05% 25	2.56% 2	0.00% 0	0.00% 0	78	1.37
Music	47.44% 37	43.59% 34	7.69% 6	1.28% 1	0.00% 0	78	1.63
Offering weekly Eucharist	47.44% 37	33.33% 26	11.54% 9	5.13% 4	2.56% 2	78	1.82
Liturgical style of the service	33.33% 26	52.56% 41	12.82% 10	1.28% 1	0.00% 0	78	1.82
Involving parishioners in various liturgical ministries ie. lector, altar server, acolyte, etc.	33.33% 26	42.31% 33	23.08% 18	1.28% 1	0.00% 0	78	1.92
Involving and including children	28.21% 22	39.74% 31	29.49% 23	1.28% 1	1.28% 1	78	2.08

All Saints' Parish Survey

Q10 Preaching Style

Answered: 78 Skipped: 5

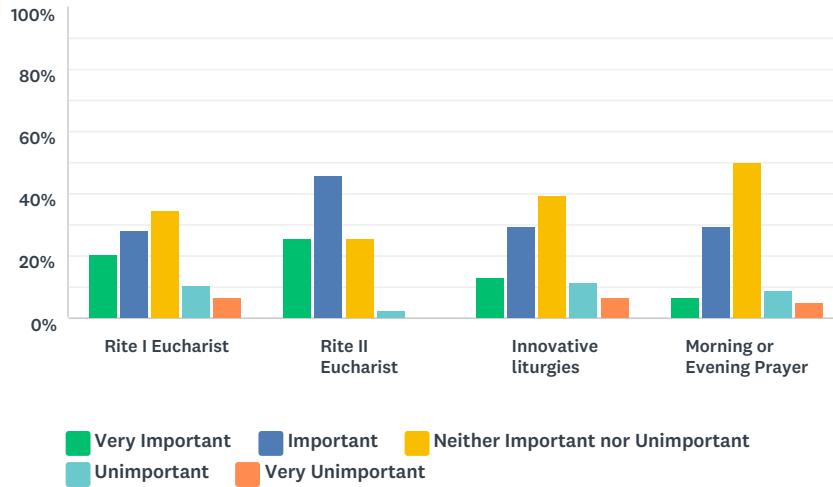


	VERY IMPORTANT	IMPORTANT	NEITHER IMPORTANT NOR UNIMPORTANT	UNIMPORTANT	VERY UNIMPORTANT	TOTAL	WEIGHTED AVERAGE
Sermons that are personal and applicable to daily life	69.23% 54	28.21% 22	1.28% 1	1.28% 1	0.00% 0	78	1.35
Sermons based on Biblical/lectionary themes	20.51% 16	55.13% 43	20.51% 16	2.56% 2	1.28% 1	78	2.09
Sermons that reference social, cultural, and political issues	32.05% 25	37.18% 29	16.67% 13	6.41% 5	7.69% 6	78	2.21

All Saints' Parish Survey

Q11 Liturgies

Answered: 78 Skipped: 5

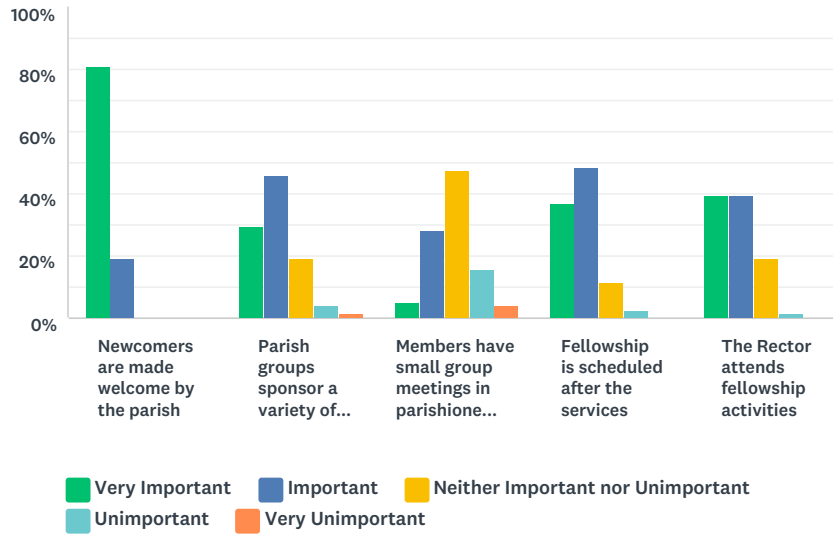


	VERY IMPORTANT	IMPORTANT	NEITHER IMPORTANT NOR UNIMPORTANT	UNIMPORTANT	VERY UNIMPORTANT	TOTAL	WEIGHTED AVERAGE
Rite I Eucharist	20.51% 16	28.21% 22	34.62% 27	10.26% 8	6.41% 5	78	2.54
Rite II Eucharist	25.64% 20	46.15% 36	25.64% 20	2.56% 2	0.00% 0	78	2.05
Innovative liturgies	12.82% 10	29.49% 23	39.74% 31	11.54% 9	6.41% 5	78	2.69
Morning or Evening Prayer	6.41% 5	29.49% 23	50.00% 39	8.97% 7	5.13% 4	78	2.77

All Saints' Parish Survey

Q12 Fellowship

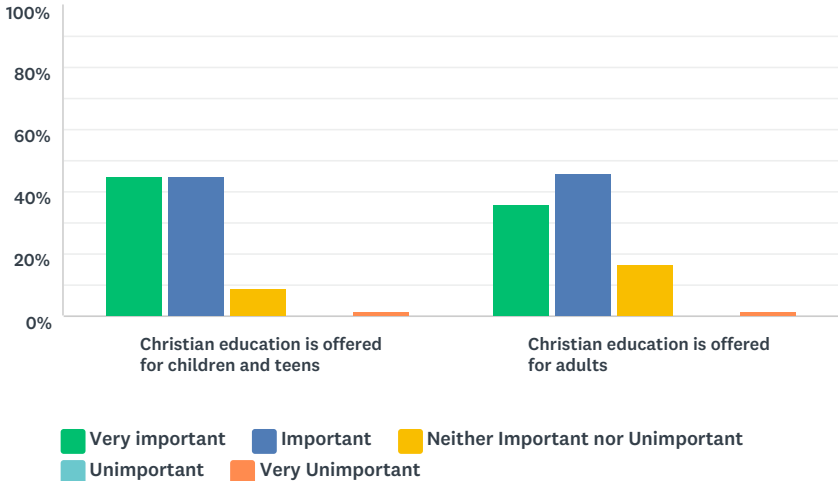
Answered: 78 Skipped: 5



	VERY IMPORTANT	IMPORTANT	NEITHER IMPORTANT NOR UNIMPORTANT	UNIMPORTANT	VERY UNIMPORTANT	TOTAL	WEIGHTED AVERAGE
Newcomers are made welcome by the parish	80.77% 63	19.23% 15	0.00% 0	0.00% 0	0.00% 0	78	1.19
Parish groups sponsor a variety of social activities	29.49% 23	46.15% 36	19.23% 15	3.85% 3	1.28% 1	78	2.01
Members have small group meetings in parishioners' homes	5.13% 4	28.21% 22	47.44% 37	15.38% 12	3.85% 3	78	2.85
Fellowship is scheduled after the services	37.18% 29	48.72% 38	11.54% 9	2.56% 2	0.00% 0	78	1.79
The Rector attends fellowship activities	39.74% 31	39.74% 31	19.23% 15	1.28% 1	0.00% 0	78	1.82

Q13 Christian Education

Answered: 78 Skipped: 5

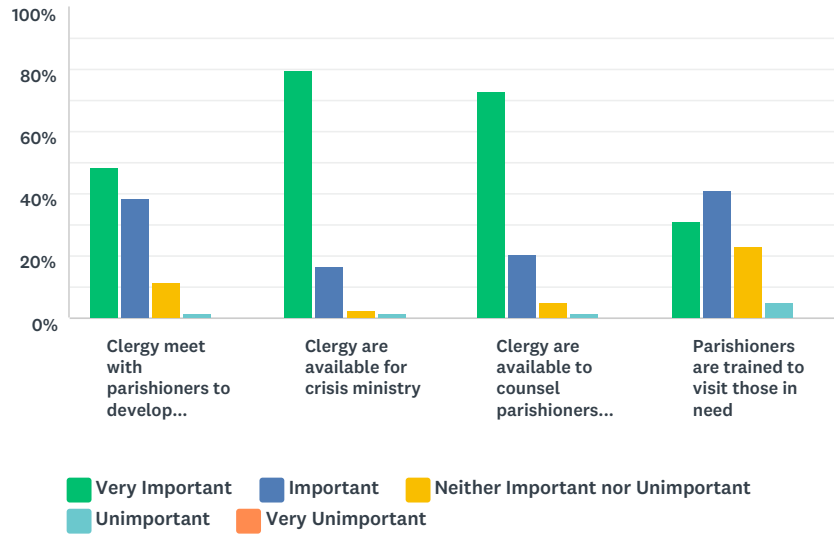


	VERY IMPORTANT	IMPORTANT	NEITHER IMPORTANT NOR UNIMPORTANT	UNIMPORTANT	VERY UNIMPORTANT	TOTAL	WEIGHTED AVERAGE
Christian education is offered for children and teens	44.87% 35	44.87% 35	8.97% 7	0.00% 0	1.28% 1	78	1.68
Christian education is offered for adults	35.90% 28	46.15% 36	16.67% 13	0.00% 0	1.28% 1	78	1.85

All Saints' Parish Survey

Q14 Pastoral Care

Answered: 78 Skipped: 5

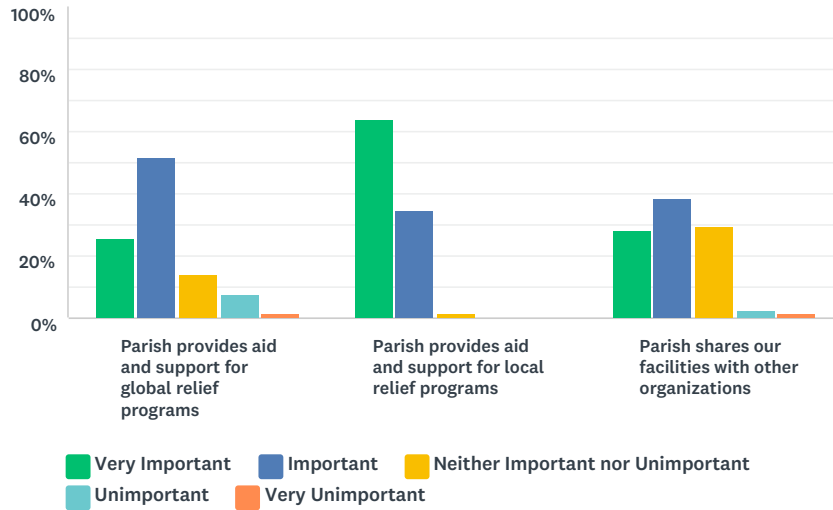


	VERY IMPORTANT	IMPORTANT	NEITHER IMPORTANT NOR UNIMPORTANT	UNIMPORTANT	VERY UNIMPORTANT	TOTAL	WEIGHTED AVERAGE
Clergy meet with parishioners to develop relationships	48.72% 38	38.46% 30	11.54% 9	1.28% 1	0.00% 0	78	1.65
Clergy are available for crisis ministry	79.49% 62	16.67% 13	2.56% 2	1.28% 1	0.00% 0	78	1.26
Clergy are available to counsel parishioners during major life events	73.08% 57	20.51% 16	5.13% 4	1.28% 1	0.00% 0	78	1.35
Parishioners are trained to visit those in need	30.77% 24	41.03% 32	23.08% 18	5.13% 4	0.00% 0	78	2.03

All Saints' Parish Survey

Q15 Outreach

Answered: 78 Skipped: 5

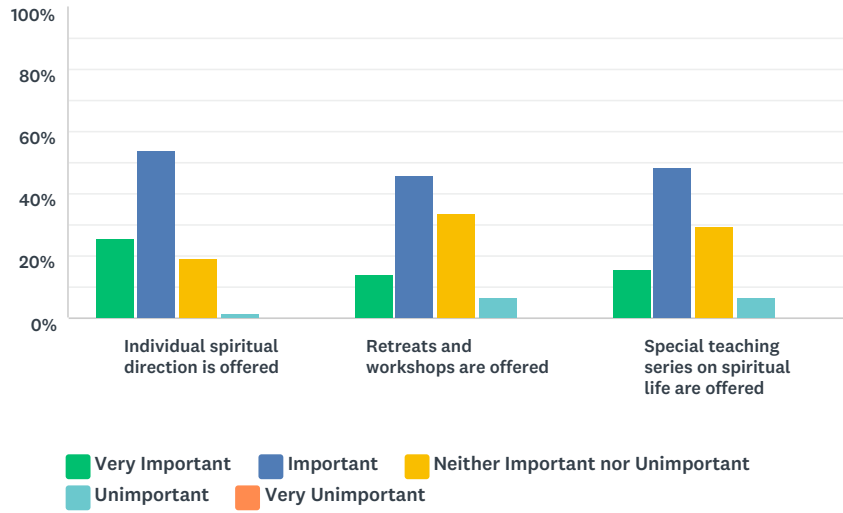


	VERY IMPORTANT	IMPORTANT	NEITHER IMPORTANT NOR UNIMPORTANT	UNIMPORTANT	VERY UNIMPORTANT	TOTAL	WEIGHTED AVERAGE
Parish provides aid and support for global relief programs	25.64% 20	51.28% 40	14.10% 11	7.69% 6	1.28% 1	78	2.08
Parish provides aid and support for local relief programs	64.10% 50	34.62% 27	1.28% 1	0.00% 0	0.00% 0	78	1.37
Parish shares our facilities with other organizations	28.21% 22	38.46% 30	29.49% 23	2.56% 2	1.28% 1	78	2.10

All Saints' Parish Survey

Q16 Spiritual Development

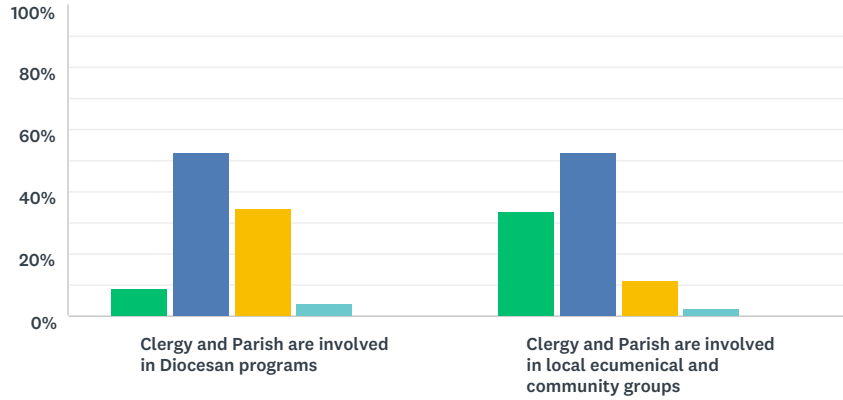
Answered: 78 Skipped: 5



	VERY IMPORTANT	IMPORTANT	NEITHER IMPORTANT NOR UNIMPORTANT	UNIMPORTANT	VERY UNIMPORTANT	TOTAL	WEIGHTED AVERAGE
Individual spiritual direction is offered	25.64% 20	53.85% 42	19.23% 15	1.28% 1	0.00% 0	78	1.96
Retreats and workshops are offered	14.10% 11	46.15% 36	33.33% 26	6.41% 5	0.00% 0	78	2.32
Special teaching series on spiritual life are offered	15.38% 12	48.72% 38	29.49% 23	6.41% 5	0.00% 0	78	2.27

Q17 All Saints' Relationship with Other Organizations

Answered: 78 Skipped: 5



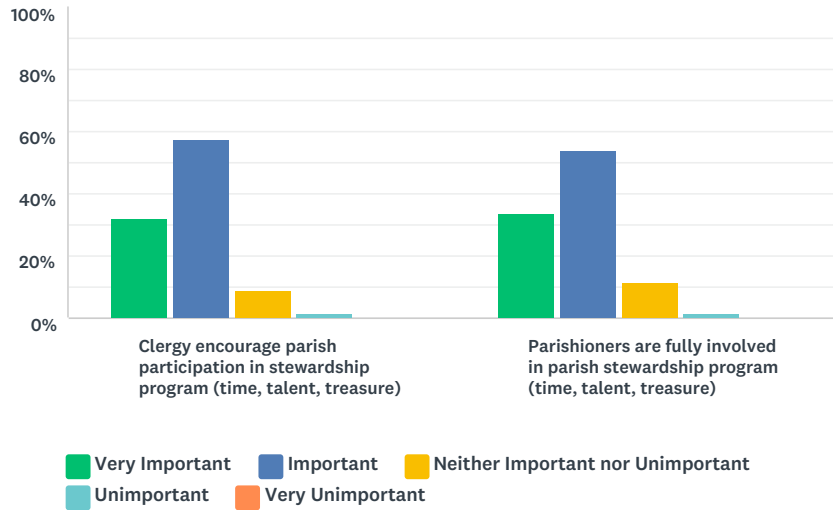
■ Very Important
 ■ Important
 ■ Neither Important nor Unimportant
■ Unimportant
 ■ Very Unimportant

	VERY IMPORTANT	IMPORTANT	NEITHER IMPORTANT NOR UNIMPORTANT	UNIMPORTANT	VERY UNIMPORTANT	TOTAL	WEIGHTED AVERAGE
Clergy and Parish are involved in Diocesan programs	8.97% 7	52.56% 41	34.62% 27	3.85% 3	0.00% 0	78	2.33
Clergy and Parish are involved in local ecumenical and community groups	33.33% 26	52.56% 41	11.54% 9	2.56% 2	0.00% 0	78	1.83

All Saints' Parish Survey

Q18 Stewardship

Answered: 78 Skipped: 5

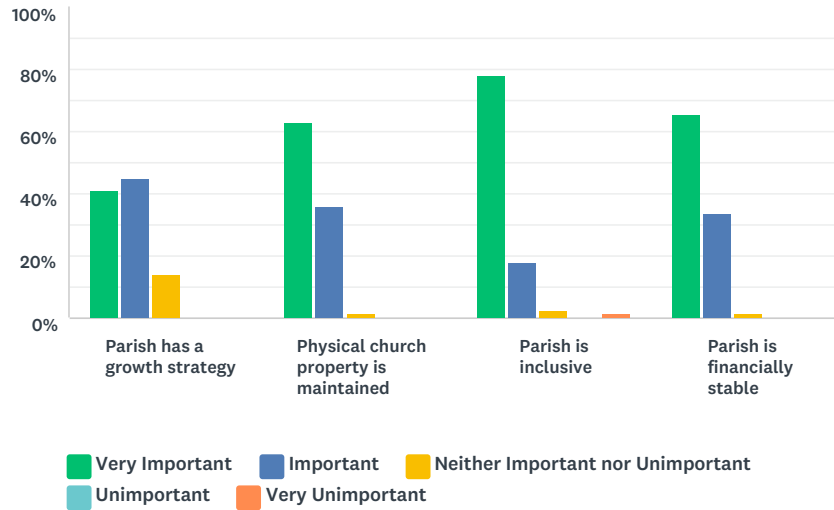


	VERY IMPORTANT	IMPORTANT	NEITHER IMPORTANT NOR UNIMPORTANT	UNIMPORTANT	VERY UNIMPORTANT	TOTAL	WEIGHTED AVERAGE
Clergy encourage parish participation in stewardship program (time, talent, treasure)	32.05% 25	57.69% 45	8.97% 7	1.28% 1	0.00% 0	78	1.79
Parishioners are fully involved in parish stewardship program (time, talent, treasure)	33.33% 26	53.85% 42	11.54% 9	1.28% 1	0.00% 0	78	1.81

All Saints' Parish Survey

Q19 Other Areas of Interest

Answered: 78 Skipped: 5

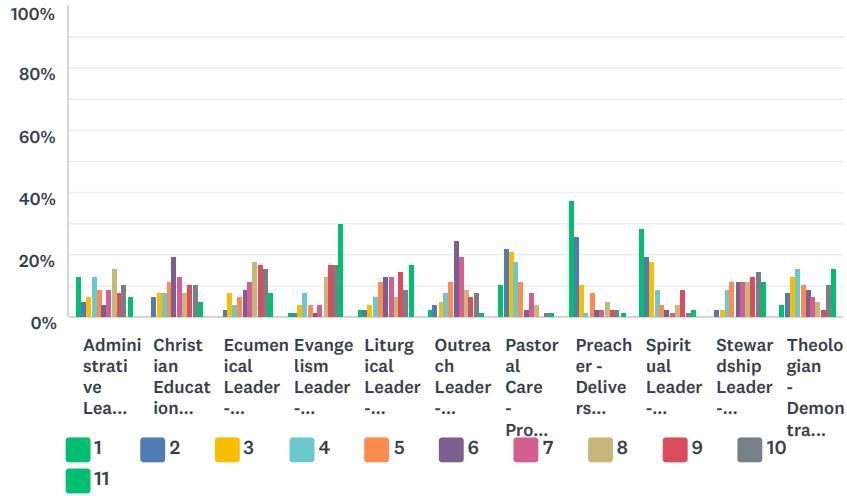


	VERY IMPORTANT	IMPORTANT	NEITHER IMPORTANT NOR UNIMPORTANT	UNIMPORTANT	VERY UNIMPORTANT	TOTAL	WEIGHTED AVERAGE
Parish has a growth strategy	41.03% 32	44.87% 35	14.10% 11	0.00% 0	0.00% 0	78	1.73
Physical church property is maintained	62.82% 49	35.90% 28	1.28% 1	0.00% 0	0.00% 0	78	1.38
Parish is inclusive	78.21% 61	17.95% 14	2.56% 2	0.00% 0	1.28% 1	78	1.28
Parish is financially stable	65.38% 51	33.33% 26	1.28% 1	0.00% 0	0.00% 0	78	1.36

All Saints' Parish Survey

Q20 The following 11 categories are used by clergy to designate their pastoral specialties. Please rank them in their level of importance to you, with 1 being the most important and 11 being the least important. Please read through all the choices before you rank.

Answered: 77 Skipped: 6



	1	2	3	4	5	6	7	8	9	10	11	TOTAL
Administrative Leader - Leads the management of the parish including finances, personnel, programs, etc.	12.99% 10	5.19% 4	6.49% 5	12.99% 10	9.09% 7	3.90% 3	9.09% 7	15.58% 12	7.79% 6	10.39% 8	6.49% 5	77
Christian Education - Leads the design and implementation of comprehensive Christian education programs	0.00% 0	6.49% 5	7.79% 6	7.79% 6	11.69% 9	19.48% 15	12.99% 10	7.79% 6	10.39% 8	10.39% 8	5.19% 4	77
Ecumenical Leader - Leads and engages in interdenominational programs and activities in our local community	0.00% 0	2.60% 2	7.79% 6	3.90% 3	6.49% 5	9.09% 7	11.69% 9	18.18% 14	16.88% 13	15.58% 12	7.79% 6	77
Evangelism Leader - Shares the message of the Christian Gospel with those in our local community and beyond	1.30% 1	1.30% 1	3.90% 3	7.79% 6	3.90% 3	1.30% 1	3.90% 3	12.99% 10	16.88% 13	16.88% 13	29.87% 23	77
Liturgical Leader - Plans and conducts different styles of worship	2.60% 2	2.60% 2	3.90% 3	6.49% 5	11.69% 9	12.99% 10	12.99% 10	6.49% 5	14.29% 11	9.09% 7	16.88% 13	77
Outreach Leader - Leads and enables the parish to recognize and respond to needs of the local and wider community	2.60% 2	3.90% 3	5.19% 4	7.79% 6	11.69% 9	24.68% 19	19.48% 15	9.09% 7	6.49% 5	7.79% 6	1.30% 1	77

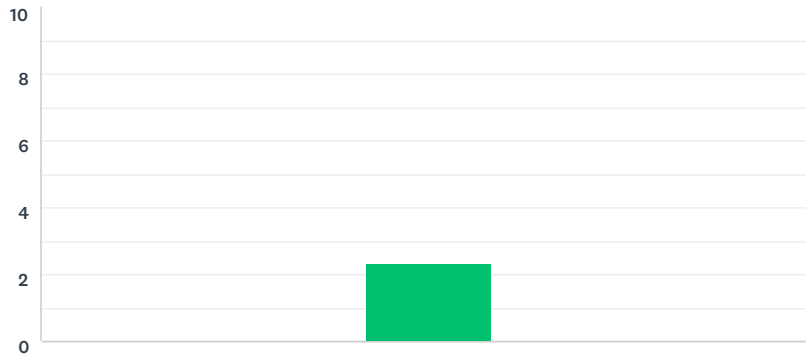
All Saints' Parish Survey

Pastoral Care - Provides care and counseling to members of the parish in times of need	10.39% 8	22.08% 17	20.78% 16	18.18% 14	11.69% 9	2.60% 2	7.79% 6	3.90% 3	0.00% 0	1.30% 1	1.30% 1	77
Preacher - Delivers inspiring, engaging, and relevant sermons	37.66% 29	25.97% 20	10.39% 8	1.30% 1	7.79% 6	2.60% 2	2.60% 2	5.19% 4	2.60% 2	2.60% 2	1.30% 1	77
Spiritual Leader - Feeds and nurtures the spiritual needs of the parish	28.57% 22	19.48% 15	18.18% 14	9.09% 7	3.90% 3	2.60% 2	1.30% 1	3.90% 3	9.09% 7	1.30% 1	2.60% 2	77
Stewardship Leader - Leads in the development and use of individual and congregational resources	0.00% 0	2.60% 2	2.60% 2	9.09% 7	11.69% 9	11.69% 9	11.69% 9	11.69% 9	12.99% 10	14.29% 11	11.69% 9	77
Theologian - Demonstrates thorough knowledge of the Bible, the study of God, and of God's relationship to the world	3.90% 3	7.79% 6	12.99% 10	15.58% 12	10.39% 8	9.09% 7	6.49% 5	5.19% 4	2.60% 2	10.39% 8	15.58% 12	77

All Saints' Parish Survey

Q21 Parish Leadership Style 1

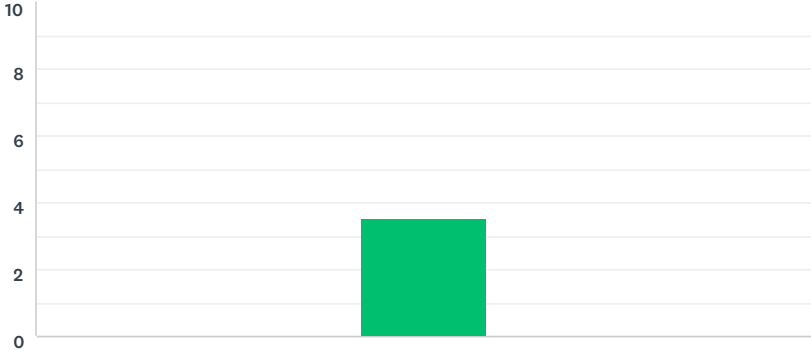
Answered: 77 Skipped: 6



ANSWER CHOICES	AVERAGE NUMBER	TOTAL NUMBER	RESPONSES
	2	179	77
Total Respondents: 77			

Q22 Parish Leadership Style 2

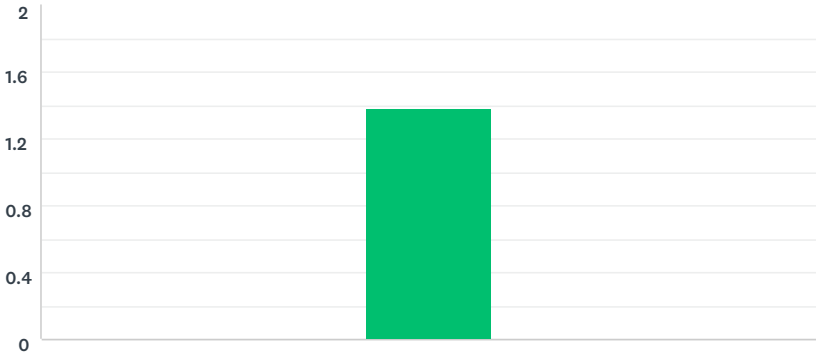
Answered: 77 Skipped: 6



ANSWER CHOICES	AVERAGE NUMBER	TOTAL NUMBER	RESPONSES
	4	272	77
Total Respondents: 77			

Q23 Parish Leadership Style 3

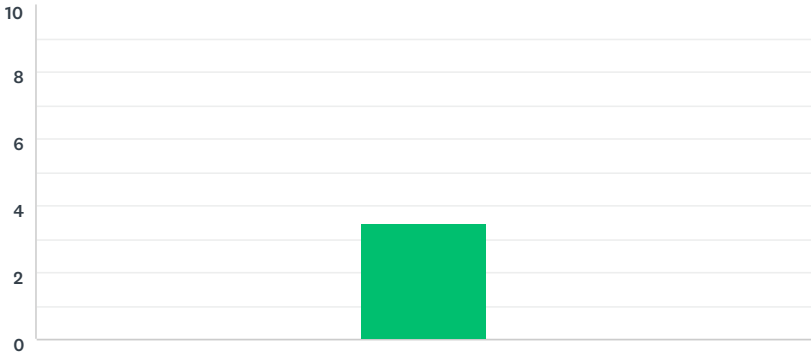
Answered: 77 Skipped: 6



ANSWER CHOICES	AVERAGE NUMBER	TOTAL NUMBER	RESPONSES
	1	107	77
Total Respondents: 77			

Q24 Parish Leadership Style 4

Answered: 77 Skipped: 6

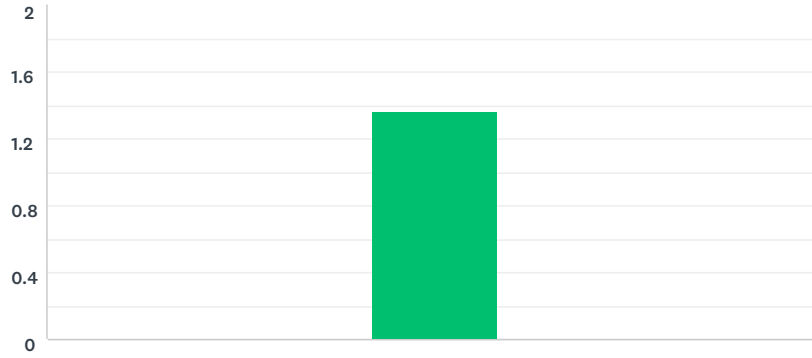


ANSWER CHOICES	AVERAGE NUMBER	TOTAL NUMBER	RESPONSES
	3	268	77
Total Respondents: 77			

All Saints' Parish Survey

Q25 Parish Leadership Style 5

Answered: 77 Skipped: 6



ANSWER CHOICES	AVERAGE NUMBER	TOTAL NUMBER	RESPONSES
	1	105	77
Total Respondents: 77			

Q26 Parish Leadership Style 6

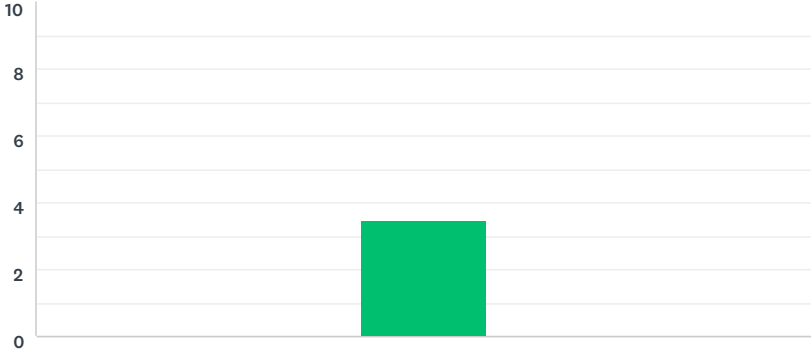
Answered: 77 Skipped: 6



ANSWER CHOICES	AVERAGE NUMBER	TOTAL NUMBER	RESPONSES
	3	194	77
Total Respondents: 77			

Q27 Parish Leadership Style 7

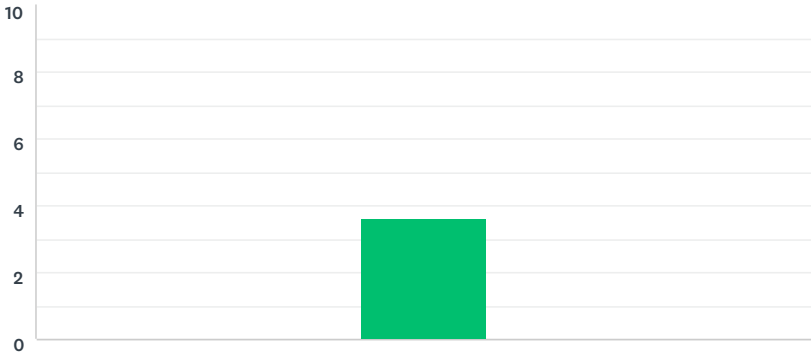
Answered: 77 Skipped: 6



ANSWER CHOICES	AVERAGE NUMBER	TOTAL NUMBER	RESPONSES
	3	268	77
Total Respondents: 77			

Q28 Community Leadership Style 1

Answered: 77 Skipped: 6



ANSWER CHOICES	AVERAGE NUMBER	TOTAL NUMBER	RESPONSES
	4	280	77
Total Respondents: 77			

Q29 Community Leadership Style 2

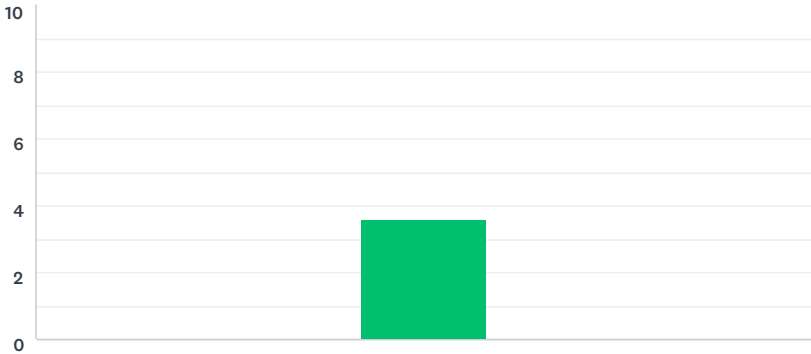
Answered: 77 Skipped: 6



ANSWER CHOICES	AVERAGE NUMBER	TOTAL NUMBER	RESPONSES
	2	165	77
Total Respondents: 77			

Q30 Community Leadership Style 3

Answered: 77 Skipped: 6

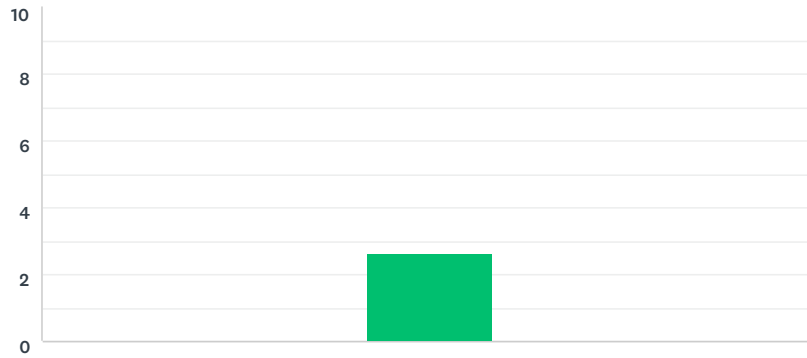


ANSWER CHOICES	AVERAGE NUMBER	TOTAL NUMBER	RESPONSES
	4	274	77
Total Respondents: 77			

All Saints' Parish Survey

Q31 Ministry Style 1

Answered: 77 Skipped: 6

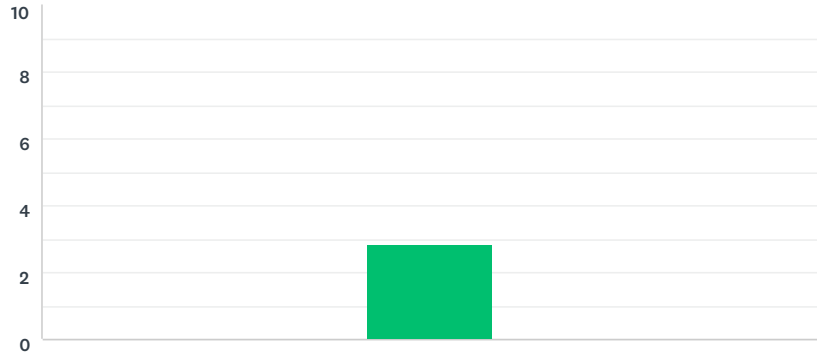


ANSWER CHOICES	AVERAGE NUMBER	TOTAL NUMBER	RESPONSES
	3	205	77
Total Respondents: 77			

All Saints' Parish Survey

Q32 Ministry Style 2

Answered: 77 Skipped: 6

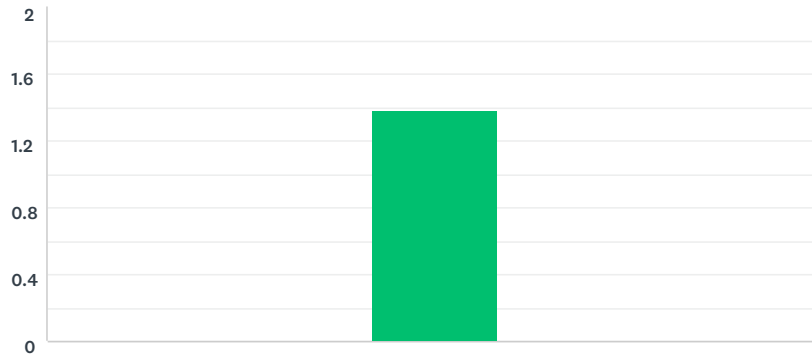


ANSWER CHOICES	AVERAGE NUMBER	TOTAL NUMBER	RESPONSES
	3	218	77
Total Respondents: 77			

All Saints' Parish Survey

Q33 Ministry Style 3

Answered: 77 Skipped: 6

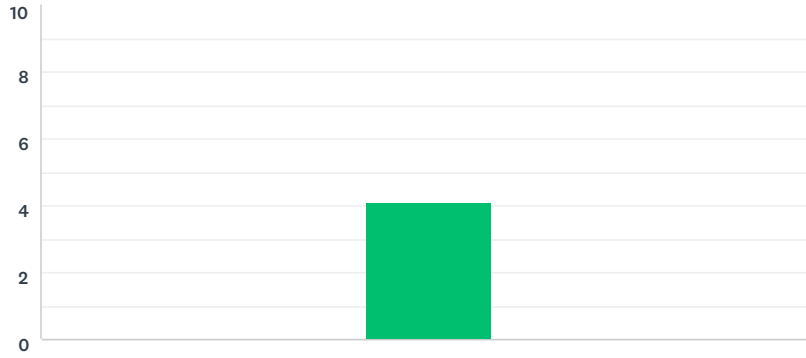


ANSWER CHOICES	AVERAGE NUMBER	TOTAL NUMBER	RESPONSES
	1	107	77
Total Respondents: 77			

All Saints' Parish Survey

Q34 Ministry Style 4

Answered: 77 Skipped: 6

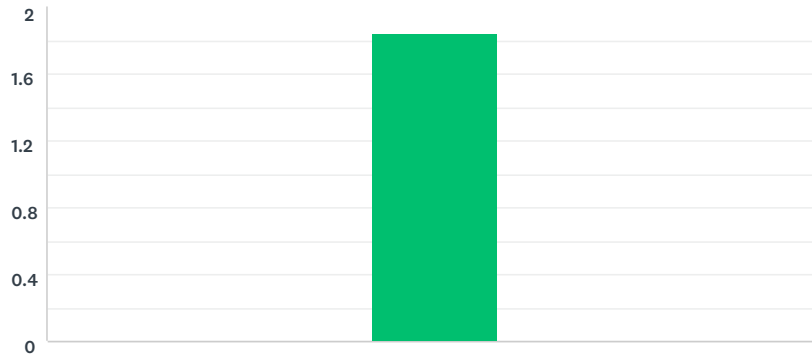


ANSWER CHOICES	AVERAGE NUMBER	TOTAL NUMBER	RESPONSES
	4	316	77
Total Respondents: 77			

All Saints' Parish Survey

Q35 Ministry Style 5

Answered: 77 Skipped: 6

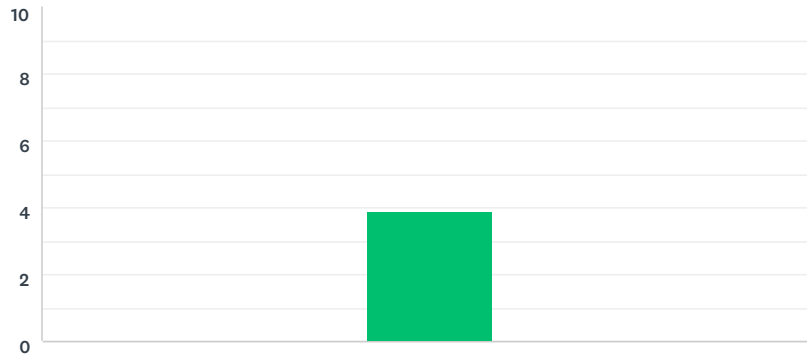


ANSWER CHOICES	AVERAGE NUMBER	TOTAL NUMBER	RESPONSES
	2	142	77
Total Respondents: 77			

All Saints' Parish Survey

Q36 Ministry Style 6

Answered: 77 Skipped: 6

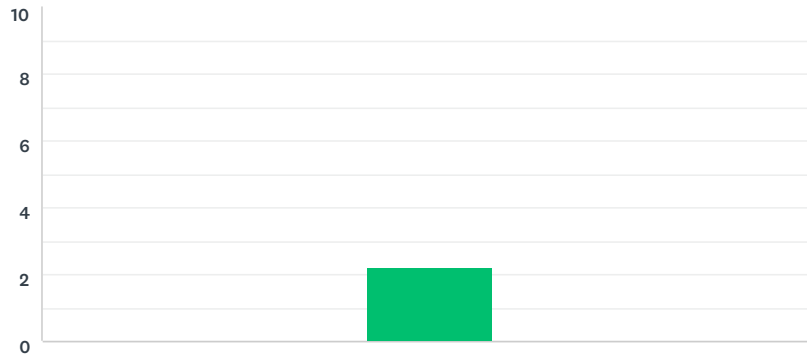


ANSWER CHOICES	AVERAGE NUMBER	TOTAL NUMBER	RESPONSES
	4	302	77
Total Respondents: 77			

All Saints' Parish Survey

Q37 Ministry Style 7

Answered: 77 Skipped: 6

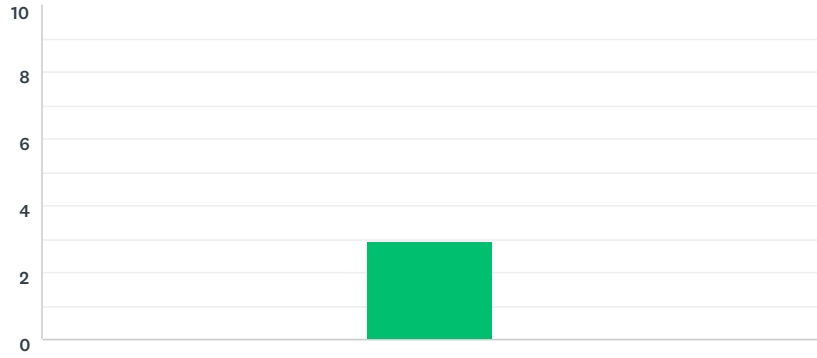


ANSWER CHOICES	AVERAGE NUMBER	TOTAL NUMBER	RESPONSES
	2	171	77
Total Respondents: 77			

All Saints' Parish Survey

Q38 Ministry Style 8

Answered: 77 Skipped: 6

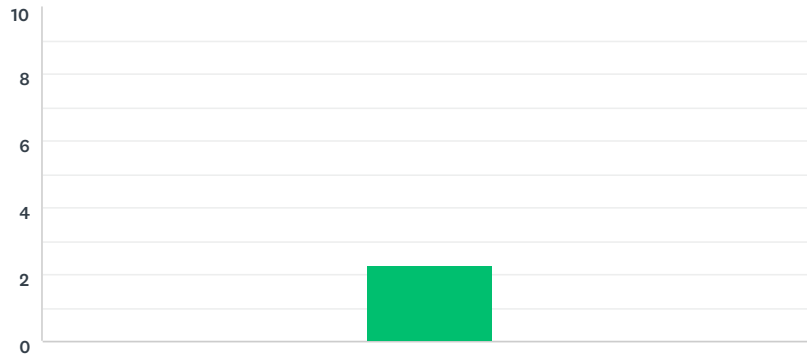


ANSWER CHOICES	AVERAGE NUMBER	TOTAL NUMBER	RESPONSES
	3	226	77
Total Respondents: 77			

All Saints' Parish Survey

Q39 Ministry Style 9

Answered: 77 Skipped: 6



ANSWER CHOICES	AVERAGE NUMBER	TOTAL NUMBER	RESPONSES
	2	175	77
Total Respondents: 77			

Q40 What are the two things our parish does best?

Answered: 76 Skipped: 7

Q41 What are two things our parish could improve upon?

Answered: 76 Skipped: 7

Q42 Any additional thoughts on our search for a new Rector?

Answered: 52 Skipped: 31